



FOUNDATION FOR  
SARCOIDOSIS RESEARCH

## We want to see your social posts!

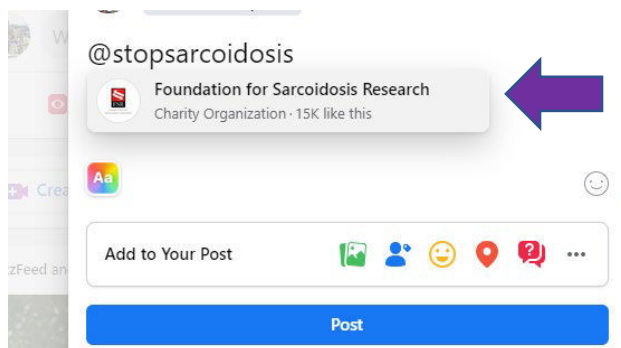
Tag @stopsarcoidosis and #stopsarcoidosis



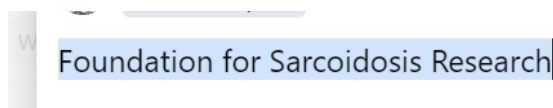
### How to Tag FSR in Your Social Posts

#### Facebook

- Write your post and upload any content you would like to include (photo, video, etc.)
- When your post is complete and you're ready to tag FSR, type the @ symbol followed by stopsarcoidosis (you can also type Foundation for Sarcoidosis Research).



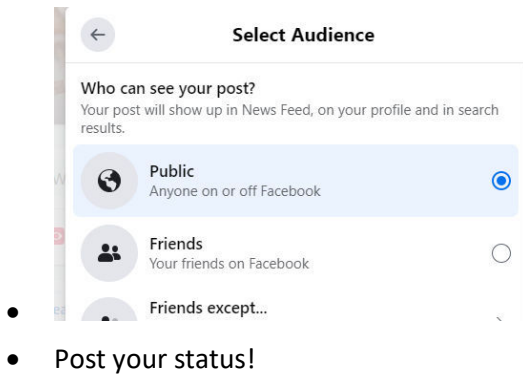
- Make sure to select Foundation for Sarcoidosis Research so the @symbol disappears and a blue highlight appears.



- **Important note:** your audience for this post must be public or FSR will not be able to see it.



FOUNDATION FOR  
SARCOIDOSIS RESEARCH



## Instagram

- Select the post or story you want to share.
- Enter #stopsarcoidosis in the caption.
- Or, select “Tag People” and Tag @stopsarcoidosis.



Caption!

Tag People

- 
- Post the photo.
- **Note:** your account must be public in order for FSR to see it.

## Twitter

- Click the Tweet button to post the Tweet to your profile.
- Type your Tweet into the compose box at the top of your Home timeline, or click the Tweet button in the navigation bar.



FOUNDATION FOR  
SARCOIDOSIS RESEARCH

- Include up to 4 photos, a GIF, or a video in your Tweet.
- Type the @stopsarcoidosis or #stopsarcoidosis in your tweet or as a second comment.
- **Note:** Your Twitter must be a public account in order for FSR to see it.