

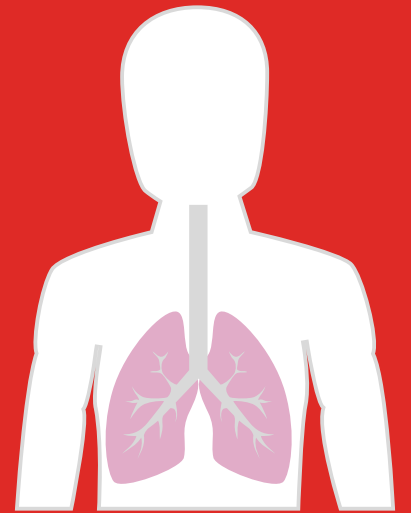
# The Stages of Pulmonary Sarcoidosis

The stages of sarcoidosis can be confusing, especially for newly diagnosed patients. The use of numbered stages implies that these categories indicate the severity or progression of the disease, however they are simply for categorization. They help describe the location and nature of the disease, not severity.

## Stage 0

### NO SARCOIDOSIS

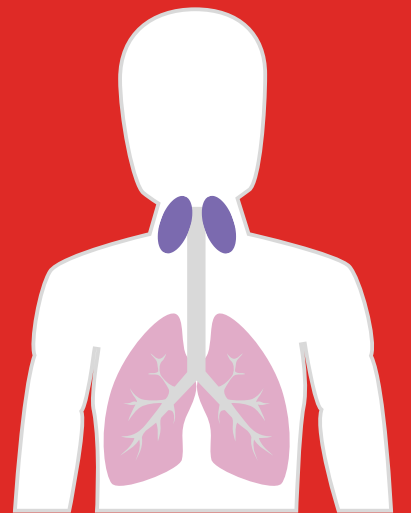
The patient presents with a normal x-ray. There is no sign of granulomas.



## Stage I

### LYMPHADENOPATHY

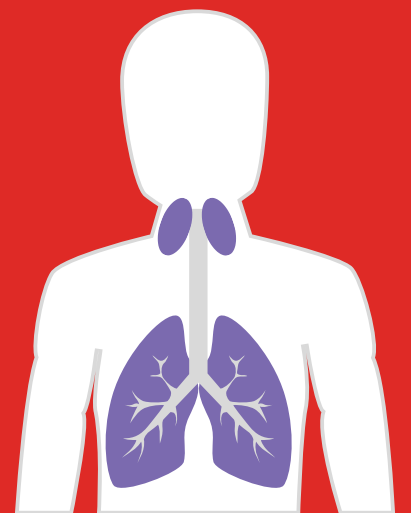
Granulomas are only present in the lymph nodes.



## Stage II

### LYMPHADENOPATHY AND PULMONARY INFILTRATES

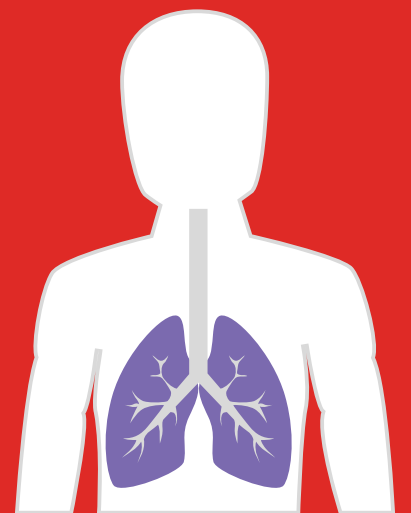
Sarcoidosis is present in the lymph nodes and lung tissue.



## Stage III

### PULMONARY INFILTRATES

Granulomas are only present in the lung tissue.



## Stage IV

### PULMONARY FIBROSIS

There is scarring in the tissues of the lungs, indicating irreversible damage.

